



Identity Usage Guide  
August 2009

### core logo

This is the starting point for the iland graphic identity. Our logo consists of the logotype, or uniquely set typeface, that makes up the iland name and the graphical element that forms a flamboyant cloud-like tittle over the i.



### descriptor lock-ups

The descriptor is added to the core logo to raise awareness of the company and services. Since iland is a relatively unknown organization, the cloud infrastructure descriptor is useful.



A descriptor could also be a business unit, as in iland Europe Limited. The descriptor is positioned and sized so as not to compete or overpower the core logo.


Never resize or reposition. The descriptor is not to be used in any other graphic layout, font, or colors than those listed in these standards. Only use supplied descriptor lock-ups—never try to create your own.



### background colors

The preferred background for our logo is white—this best conveys the clear, elegant image of the iland brand.

In some cases, our logo is used over a color to enhance a particular design concept or when it is necessary to apply the logo over a colored substrate. In these cases, it's extremely important to ensure the visibility of all logo elements.



### logo clear space

The iland logo needs a uniform buffer space on all sides. This “clear space” is the area around the logo that is left open to ensure primacy in visual hierarchy and achieve maximum visibility by insulating the logo from visual clutter. The clear space is defined as the area created on all four sides using the cloud tittle as the unit of measure.

Nothing may violate the logo clear space.



### minimum size usage

To ensure the logo maintains its prominence, there is a minimum usage size. The lock-up with descriptor can't be scaled as small as the core logo due to readability of the descriptor. For special cases, please contact the creative department at [creative@iland.com](mailto:creative@iland.com)




1 <sup>3</sup>/<sub>4</sub> inches




3/4 inches

### unacceptable usage

It is important that the iland logo is always used consistently in its correct, trademarked form. The design of the logo must never be altered in any way.






iland blue



green



yellow



gold



orange



magenta



red

## color specifications

	Color name	PANTONE® equivalent	CMYK equivalent	Hex equivalent	
	iland blue	PMS 639 C	83c 0m 11.5y 0k	#00A5E3	
	green	PMS 376 C	56c 0m 100y 0k	#99D900	
	yellow	PMS 107 C	0c 0m 79y 0k	#FFE500	
	gold	PMS 116 C	0c 15m 94y 0k	#FFCC00	
	orange	PMS 716 C	0c 38m 79y 0k	#FF7F00	
	magenta	PMS 214 C	0c 100m 34y 9k	#CC0066	
	red	PMS Red 032 C	0c 91m 87y 0k	#FF0033	